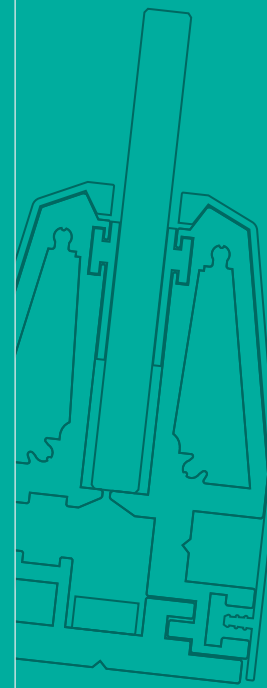
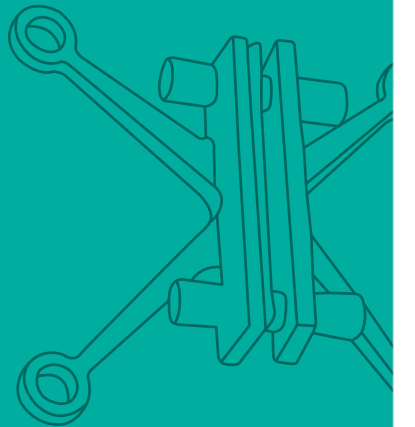
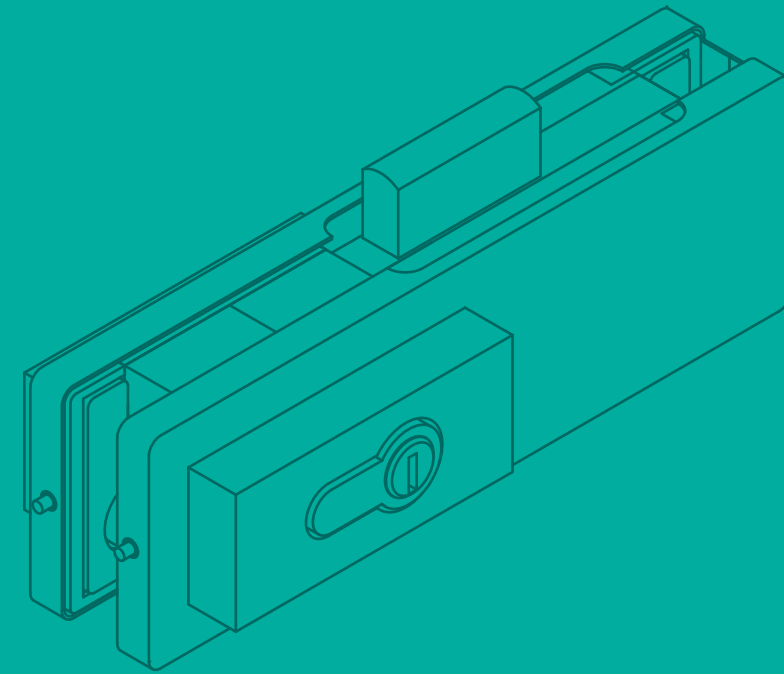




[www.definehardware.in](http://www.definehardware.in)



# GLASS

## ARCHITECTURAL HARDWARE SOLUTION

**Factory :**  
**DEFINE OVERSEAS PVT. LTD.**  
Rajkot. 360 004.  
Phone.: +91 97277 61148  
Email. : [info@definehardware.in](mailto:info@definehardware.in)

**Regional Office:**  
Define Middle East DWC-LLC  
Dubai, UAE.  
E-mail.: [info@define.ae](mailto:info@define.ae)



Follow Us :   

## HIGHLIGHTS 2018-2019

[www.definehardware.in](http://www.definehardware.in)

**Define**<sup>®</sup>  
Innovative Insight-Inspire



**Define**<sup>®</sup>  
Innovative Insight-Inspire

**INDIA 1<sup>ST</sup>**  
**MANUFACTURER**  
GLASS ARCHITECTURAL HARDWARE SOLUTION



#### **OUR MISSION:**

Our mission is to provide quality product along with the best customer service with product guarantee. We are committed to provide satisfaction to each and every customer we serve.

#### **OUR WAY OF WORK**

Imagination paves way to innovation - followed with wisdom, we focus on thorough research and development on products. While designing the products, we value the opinion of reputed architects and interior designers, to ensure better quality, convenience with comfort and grace.

#### **SUPERIOR QUALITY, WITH GREATER CONSISTENCY:**

Surpassing expectation has its own pleasure and rewards. We, at Define always believed in the virtues of this simple dictum. Whether it is about designing our products or to create bonding with customers, we believe in surpassing expectations. Established in 2009, Based in Rajkot and one of the most rapidly growing industrial areas of Western India. Within a short span of time, with our dedicated efforts and streamlined expertise, we have earned a name as the leading manufacturer of glass hardware architectural products. We supply domestic as well as international products. Consistency and superior quality is what defines us in the market.

#### **METHODOLOGY:**

We are fully aware that the hardware architectural product market is full of competition and only way to stand exceptional is to ensure super quality at the most competitive prices. We give immense importance to the selection of raw material and ensure highest level of quality control. With skillful workforce on our side, we have setup a state-of-the-art manufacturing facility, to augment the expertise and convert the designs into excellent product. A go-getter sales force with sound technical expertise helps us to create strong bond with the customers, giving an edge to the brand and company.

Statement to build long term relationships with our customers and Clients and provide exceptional customer services by pursuing business through innovation and advanced technology.

To Provide quality services that exceeds the expectations of our esteemed customers and also to build long term relationships with our customers and clients and provide exceptional customer services by pursuing business through innovation and advanced technology. To be leader in the bathroom fitting industry by providing enhanced services, relationship and profitability.



## Test Report & Certificate

Exova Limited (Abu Dhabi) T: +971 (0)2 558 2345  
P.O. Box 9191 F: +971 (0)2 558 4515  
Abu Dhabi E: abudhabi.lab@exova.com  
United Arab Emirates W: www.exova.com



### TEST CERTIFICATE

Client: Define Middle East DWC LLC  
P.O. Box: 390867, Dubai  
United Arab Emirates

Exova Ref: A 708483: Issue 1  
Order No.: Define  
Date Tested: 16/11/17  
Date Reported: 18/11/17

Contact: Ms. Neharika

Specification: ASTM B117-16

Description: Stainless Steel Shower Hinge for salt spray test  
Origin: Define India, Material Grade: SS316  
Test Duration: 72 hours

Exova Dubai job reference#: D704680

### TEST DETAILS

Test Solution	Test Temperature (°C)	Collected Solution		
5% NaCl	35±2	pH	Fall Out Rate (ml/hour)	Specific Gravity (g/ml)
		6.6-6.8	1-2	1.029-1.031

#### Certificate Comments:

- Test specimen provided by client.
- Evaluation was carried out by visual examination only. (See attached detailed salt spray report).
- Test specimen was cleaned by using running water after finish the test before examination.

Tested by: Umm Al Naar, Abu Dhabi



For and on authority of  
Exova Limited (Abu Dhabi)

A78483: Issue 1

This document may not be reproduced other than as set out with the prior written approval of the issuing laboratory.  
Re-use of this report is prohibited unless the original test report is submitted.  
The validity of this report is governed by the original test report conditions.  
Registered office: Exova Limited - Abu Dhabi, P.O. Box 9191, Abu Dhabi, United Arab Emirates. Commercial license No. 100170

एन एस आई सी  
NSIC  
ISO 9001:2009  
राजकोट  
राजकोट - 360 003

या. उ. नि. तकनिकी सेवा केन्द्र - राजकोट  
NSIC Technical Services Centre - Rajkot.  
राष्ट्रीय सानु उद्योग निगम लिमिटेड / The National Small Industries Corporation Ltd.  
(भारत सरकार का उद्यम) / (A Government of India Enterprise)  
परिक्षण रिपोर्ट / TEST REPORT  
Sr. No. 22099

NTSC/RAJ/FQMR/023/FMTU/003  
Aji Industrial Area,  
RAJKOT - 360 003.

Sample Sent By :- Divine Overseas India Enquiry No.: 11 Dated :- 17.04.2017

Quantity :- 1 Date of Test:- 26.04.2017  
Material :- Shower Hinge & Spider Date of Test Report :- 27.04.2017  
Ref No :-

Sr. No	Sample Marked	Corrosion Resistance Test For 96 Hrs
1	Shower Hinge	No Evidence of Corrosion

Note : (1) No portion of this report shall be reproduced except in full without the prior written permission of the issuing authority.  
(2) Test results pertain only to the specific sample submitted & tested.

पूरण / Phone : 2387396 - 397 - 398 E-mail : ntscraj@nsic.co.in Fax No. : (0281) 2387729

NABL Accredited  
RAJKOT METLAB SERVICES  
METALLURGICAL TESTING LABORATORY  
Testing Today, Protecting Tomorrow

TEST REPORT

Customer Name : DIVINE OVERSEAS INDIA Test Report No. : GSC-0200.1  
Address : NR. POONAM DUMPER, VAVDI, RAJKOT. Date of Reporting : 06-04-17  
Sample Received Date : 06-04-17

Type of Test : Chemical Analysis By Optical Emission Spectrometer.

\*Customer's Reference : NIL

\*Condition of sample : Test Piece

\*Identification of sample : Sample

\*Material Specification : AISI 316

Date of Testing : 06-04-17

Instrument Utilized : Optical Emission Spectrometer, BRUKER Q4 TASMAR

Test Method : ASTM E1368-14, IS 9879-88

Elements	Results	Required Value Min	Max
% CARBON	0.058	0.050	
% SILICON	0.317	1.000	
% MANGANESE	1.458	2.000	
% PHOSPHORUS	0.036	0.045	
% SULPHUR	0.017	0.030	
% CHROMIUM	16.721	16.000	18.000
% MOLYBDENUM	2.034	2.000	3.000
% NICKEL	10.130	10.000	14.000
% COPPER	0.425	0.750	

Remarks : The above sample result conforms as per AISI 316 requirements.

Authorised Signature : A.C. Tadiya, J.D. Nathani (T.M.) / K.S. Sathian (S.M.) Witnessed By :  
A.C. Tadiya, J.D. Nathani (T.M.) / K.S. Sathian (S.M.)

Unitech  
LABORATORIES SERVICES  
Metallurgical Laboratory

TEST REPORT

Name of the Customer : DIVINE OVERSEAS INDIA Test Report No. : ULN-5234  
RAJKOT Date of Reporting : 13.05.2017  
Date of Receipt : 13.05.2017

Customer Reference No. : 13.05.2017

Condition of Sample : Cut Piece

Material Specification : AISI 316 (HRS)

Identification of Sample : SAMPLE

Type of Test : Chemical Analysis by Optical Emission Spectrometer

Instrument Utilized : Optical Emission Spectrometer, Bruker: German make

Date of Testing : 13.05.2017

Test Method : WSM-1

ELEMENTS	RESULTS	REQUIRED VALUE
% SILICON	0.453	0.25 - 0.50
% MANGANESE	0.636	0.100 max
% CHROMIUM	10.002	0.100 max
% COPPER	0.046	0.100 max
% TITANIUM	0.916	0.100 max
% IRON	0.224	0.350 max
% ZINC	0.912	0.100 max
% MAGNESIUM	0.450	0.45 - 0.90
% TIN	0.054	
% ALUMINIUM	98.573	

Remarks: The above results is conforms to A-663 (HRS)

Tester By : Authorised Signatory



NSIC  
CERTIFIED CO.



CE

## Test Report & Certificate

# Certificate

Standard ISO 9001:2015

Certificate Registr. No. 85 100 001 15080

Certificate Holder:



Divine Overseas India  
Survey No. 20, Plot No. 24, Vavdi Industrial Estate,  
Near Poonam Dumper, Rajkot - Gondal NH - 27,  
Rajkot - 360 004, Gujarat, India.

Scope:

Design, Development and Manufacture of  
Architectural Hardware Products like Spider  
Fittings & Routel Fittings, Glass Sliding,  
Folding System, Patch Fittings and Door Pull  
Handles and Mortise Handles, Railing, Glass  
Shower Cubical and Automatic Sensor Door.

Validity:

Proof has been furnished by means of an audit that the  
requirements of ISO 9001:2008 are met.  
The due date for all future audits is 21 - 02 (dd.mm).  
The certificate is valid from 2016-04-06 until 2018-09-14.



03/03/NABCB/00

Bangalore 2016-04-06

The Certification Body of  
TUV Rheinland (India) Pvt. Ltd.

The validity of this certificate is subject to timely completion of Surveillance audits as agreed in the Contract.  
The Validity of the Certificate can be verified under [www.tuv.com](http://www.tuv.com) with the Identification No. 9105084017

CIN: U72601KA1986PTC020653

TÜVRheinland®  
Precisely Right.

www.tuv.com





2018-2019

www.definehardware.in

06-07



# DEFINE MANUFACTURING UNIT



## WE FOCUS ON YOUR NEEDS

Your requirements are our top priority. We do everything to understand what motivates you as our customers, partners and users. To develop solutions that do everything they promise to do. And that do not just meet your expectations, but exceed them.

## FACING CHALLENGES WITH DETERMINATION

We are constantly seeking new ways to develop our access solutions. To do this we face up to new challenges and seek solutions that deliver genuine added value for our customers and users.

## SHAPING THE FUTURE THROUGH CURIOSITY

Progress is driven by curiosity. That is why we ask questions, research and recognize trends, always looking ahead. This translates into products, solutions and services that help our customers on their path to the future and help make access smarter and more secure.

## OUR PERFORMANCE FOR YOUR GOALS

We have a clear goal: your satisfaction. We maintain high standards when it comes to security, quality and reliability, so with our products, solutions and services, you will know you are in good hands.

## EARNING YOUR TRUST

We stand for reliability. We strive to help our customers feel good about having a trusted partner on their side at all times. This is reflected in our products, solutions and services.

## INDEX



FRAMELESS SHOWER FITTINGS



GLASS DOOR FITTINGS



GLASS FACADISM



GLASS SLIDING FOLDING SYSTEM



GLASS DOOR LOCK FITTINGS



GLASS POINT FITTINGS



WOODEN DOOR FITTINGS



RAILING FITTINGS



GLASS GLAZING PROFILE



BATHROOM ACCESSORIES





2018-2019

www.definehardware.in

08-09



### ● Frameless Shower Fittings



● Shower Hinges  
S.S.304/316



DF-SH-11  
(SSS/PSS)



DF-SH-12  
(SSS/PSS)



DF-SH-13  
(SSS/PSS)



DF-SH-14  
(SSS/PSS)



DF-SH-15  
(SSS/PSS)



DF-SH-16  
(SSS/PSS)



DF-SH-17  
(SSS/PSS)

### ● Frameless Shower Fittings



● Shower Hinges  
S.S.304/316



DF-SHB-18  
(PSS/SSS)



DF-SHB-19  
(PSS/SSS)



DF-SHB-20  
(PSS/SSS)

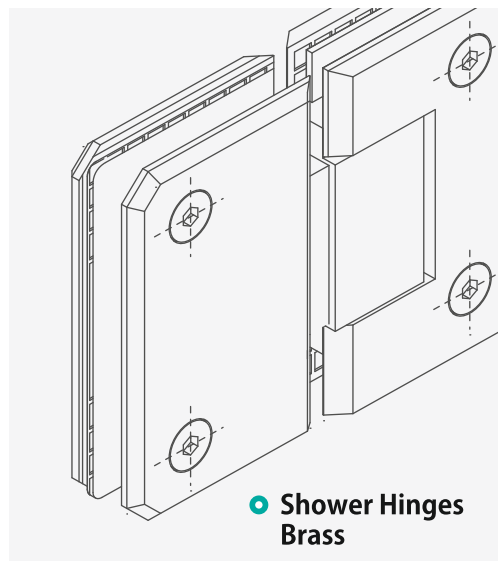


DF-SHB-21  
(PSS/SSS)



DF-SHB-22  
(PSS/SSS)

### ● Frameless Shower Fittings



● Shower Hinges  
Brass




DF-BSH-11  
(SSS/PSS)



DF-BSH-12  
(SSS/PSS)



DF-BSH-13  
(SSS/PSS)



DF-BSH-14  
(SSS/PSS)



DF-BSH-15  
(SSS/PSS)



DF-BSH-16  
(SSS/PSS)

### ● Frameless Shower Fittings



● Shower Hinges  
Zinc Alloy



DF-ZSH-11  
(SSS/PSS)



DF-ZSH-12  
(SSS/PSS)



DF-ZSH-13  
(SSS/PSS)



DF-ZSH-14  
(SSS/PSS)

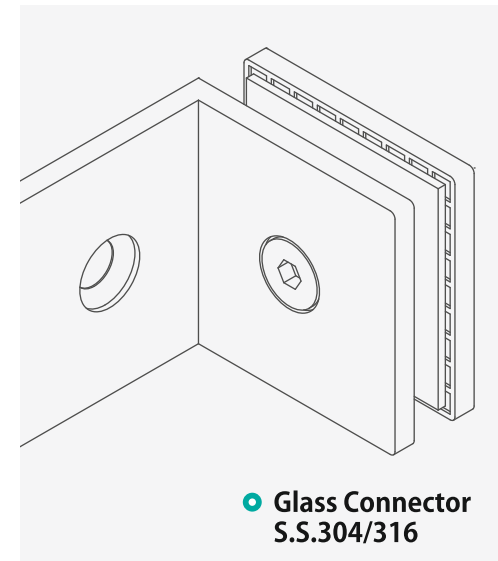


DF-ZSH-15  
(SSS/PSS)



DF-ZSH-16  
(SSS/PSS)

### ● Frameless Shower Fittings



● Glass Connector  
S.S.304/316



DF-GC-01  
(SSS/PSS)



DF-GC-02  
(SSS/PSS)



DF-GC-03  
(SSS/PSS)



DF-GC-04  
(SSS/PSS)



DF-GC-05  
(SSS/PSS)



DF-GC-06  
(SSS/PSS)



DF-GC-07  
(SSS/PSS)



DF-GC-08  
(SSS/PSS)



DF-GC-09  
(SSS/PSS)



DF-GC-11  
(SSS/PSS)



DF-GC-12  
(SSS/PSS)

Order Subject To Availability

Order Subject To Availability





2018-2019

www.definehardware.in

10-11



### Frameless Shower Fittings



Sheet Metal Glass Connector 304/316



DF-SMGC-111  
(SSS/PSS)



DF-SMGC-112  
(SSS/PSS)



DF-SMGC-113  
(SSS/PSS)



DF-SMGC-114  
(SSS/PSS)



DF-SMGC-115  
(SSS/PSS)

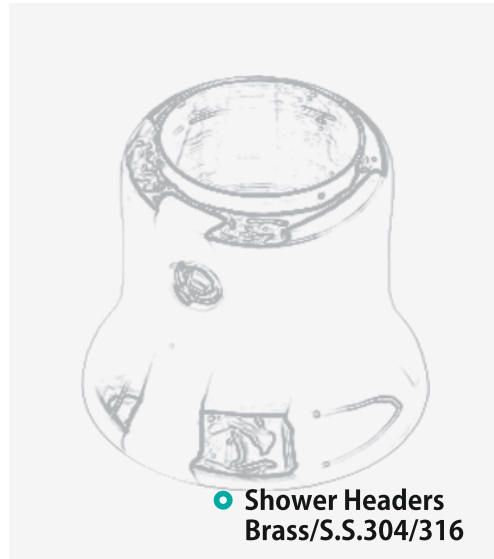


DF-SMGC-116  
(SSS/PSS)



DF-SMGC-117  
(SSS/PSS)

### Frameless Shower Fittings



Shower Headers Brass/S.S.304/316



DF-SB-01  
Ø19 / 25 mm Pipe  
(SSS/PSS)



DF-SB-02  
Ø19 / 25 mm Pipe  
(SSS/PSS)



DF-SB-03  
Ø19 / 25 mm Pipe  
(SSS/PSS)



DF-SB-04  
Ø19 / 25 mm Pipe  
(SSS/PSS)



DF-SB-05  
Ø19 / 25 mm Pipe  
(SSS/PSS)



DF-SB-06  
Ø19 / 25 mm Pipe  
(SSS/PSS)



Shower Cubicle Glass Handle S.S.304/316

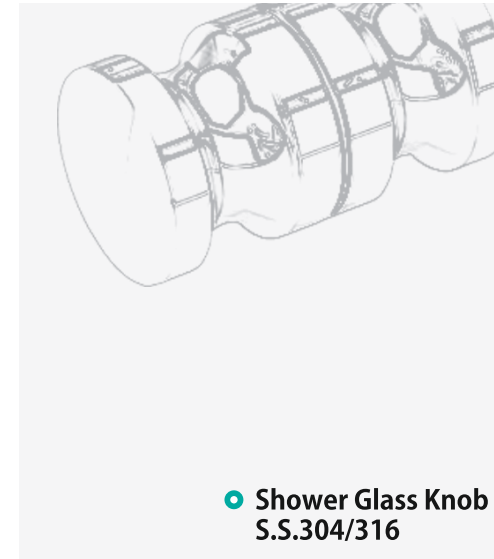


DF-SCH-06  
Ø19 / 25 mm Pipe  
(SSS/PSS)



DF-SCH-07  
Ø20 / 25 mm Pipe  
(SSS/PSS)

### Frameless Shower Fittings



Shower Glass Knob S.S.304/316



DF-SKB-02  
(SSS/PSS)



DF-SKB-05  
(SSS/PSS)



DF-SKB-06  
(SSS/PSS)



DF-SKB-07  
(SSS/PSS)

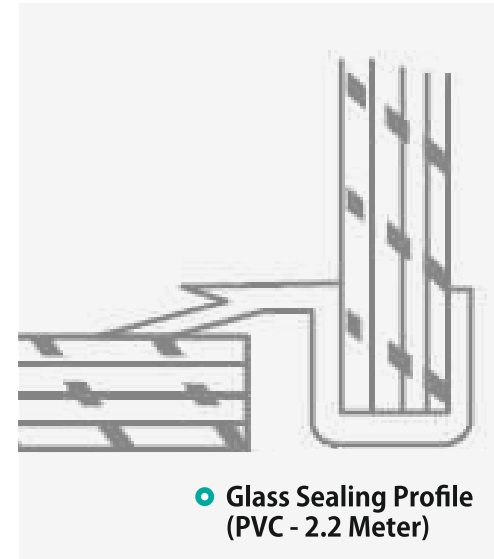


DF-SKB-08  
(SSS/PSS)

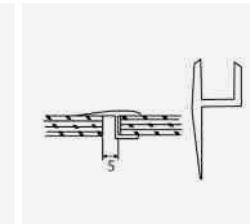


DF-SKB-09  
(SSS/PSS)

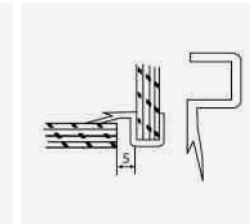
### Frameless Shower Fittings



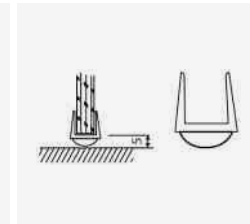
Glass Sealing Profile (PVC - 2.2 Meter)



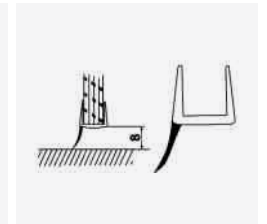
DF-GP-01  
(Transparent)



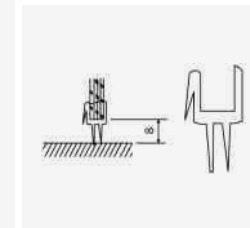
DF-GP-02  
(Transparent)



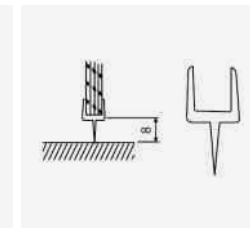
DF-GP-03  
(Transparent)



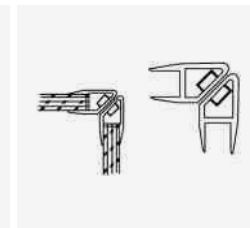
DF-GP-04  
(Transparent)



DF-GP-05  
(Transparent)



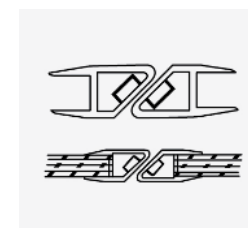
DF-GP-06  
(Transparent)



DF-GP-07  
(Transparent)



DF-GP-08  
(Transparent)



DF-GP-09  
(Transparent)

Order Subject To Availability

Order Subject To Availability





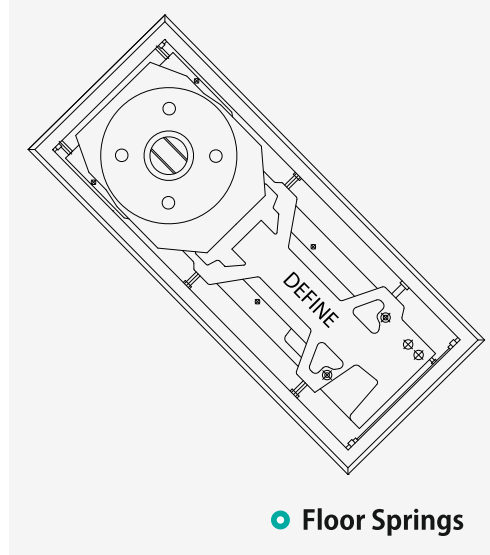
2018-2019

www.definehardware.in


12-13




### • Glass Door Fittings




### • Floor Springs



DF-FS-604  
(SSS)



DF-FS-904  
(SSS)



DF-FS-1040  
(SSS)




DF-FS-2040  
(SSS)



DF-FS-3040  
(SSS)



DF-FS-3045  
(SSS)



DF-FS-1041-TOP PIVOT



DF-FS-1041-BOTTOM ARM

### • Glass Door Fittings



### • Hydraulic Patch Fittings



DF-HPF-90  
(SSS/PSS)

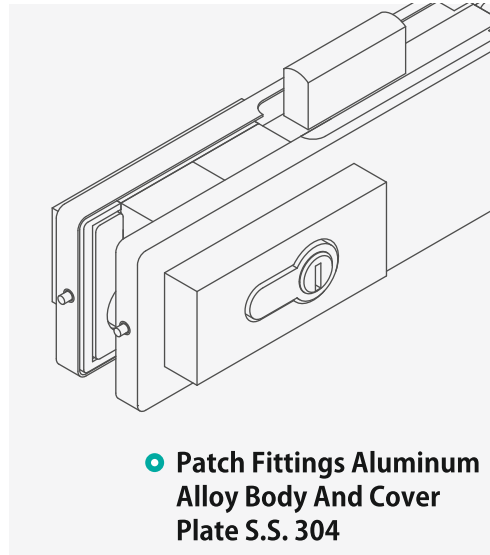


DF-HPF-90 C  
(SSS/PSS)



DF-HPF-91

### • Glass Door Fittings




### • Patch Fittings Aluminum Alloy Body And Cover Plate S.S. 304



DF-PF-101  
(SSS/PSS)



DF-PF-202  
(SSS/PSS)



DF-PF-303  
(SSS/PSS)



DF-PF-303S  
(SSS/PSS)




DF-PF-404  
(SSS/PSS)



DF-PF-505  
(SSS/PSS)



DF-PF-606  
(SSS/PSS)



DF-PF-707R  
(SSS/PSS)



DF-PF-707L  
(SSS/PSS)



DF-PF-808  
(SSS/PSS)



DF-PF-909  
(SSS/PSS)



DF-PF-1010  
(SSS/PSS)

### • Glass Door Fittings



### • Patch Fittings Aluminum Alloy Body And Cover Plate S.S. 304



DF-PF-64  
(SSS/PSS)



DF-PF-64 ES  
(SSS/PSS)



DF-PF-65  
(SSS/PSS)



DF-PF-66  
(SSS/PSS)



DF-PF-68  
(SSS/PSS)

### • Glass Door Fittings




### • Point Patch Fittings S.S. 304/316



DF-PPF-222  
(SSS/PSS)

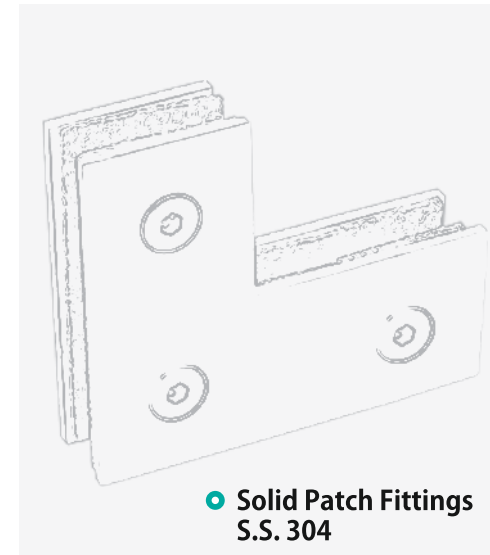


DF-PPF-223  
(SSS/PSS)



DF-PPF-224  
(SSS/PSS)

### • Glass Door Fittings




### • Solid Patch Fittings S.S. 304



DF-PF-121  
(SSS/PSS)



DF-PF-122  
(SSS/PSS)



DF-PF-123  
(SSS/PSS)



DF-PF-123 S  
(SSS/PSS)



DF-PF-124  
(SSS/PSS)



DF-PF-125  
(SSS/PSS)



DF-PF-126  
(SSS/PSS)



DF-PF-127 R  
(SSS/PSS)



DF-PF-127 L  
(SSS/PSS)



DF-PF-128  
(SSS/PSS)



DF-PF-129  
(SSS/PSS)

Order Subject To Availability

Order Subject To Availability





2018-2019

www.definehardware.in

14-15



### ● Glass Door Handle



● Pull Handles  
S.S.304/316 (Premium Series)



DF-PH-01  
(SSS/PSS)



DF-PH-02  
(SSS/PSS)



DF-PH-03  
(SSS/PSS)



DF-PH-04  
(SSS/PSS)



DF-PH-05  
(SSS/PSS)



DF-PH-06  
(SSS/PSS)




DF-PH-07  
(SSS/PSS)



DF-PH-09  
(SSS/PSS)



DF-PH-08  
(SSS/PSS)




DF-PH-08 S  
(SSS/PSS)



DF-PH-10  
(SSS/PSS)

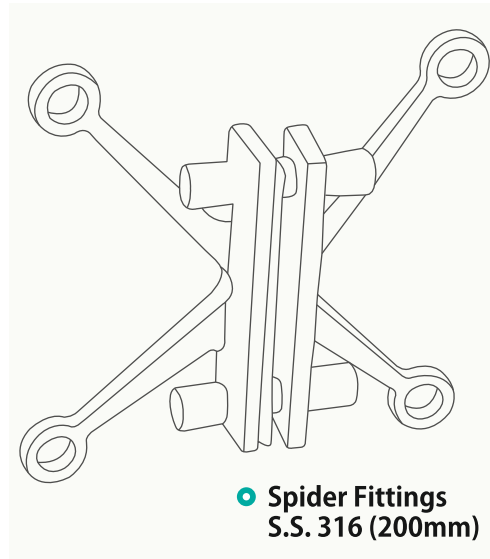


DF-PH-11  
(SSS/PSS)



DF-GBR-01  
(SSS/PSS)

### ● Glass Facadism Fittings S.S. 316 (200mm)



● Spider Fittings  
S.S. 316 (200mm)



DF-01  
(SSS/PSS)



DF-02  
(SSS/PSS)



DF-03  
(SSS/PSS)



DF-04  
(SSS/PSS)



DF-05  
(SSS/PSS)



DF-06  
(SSS/PSS)



DF-07  
(SSS/PSS)



DF-08  
(SSS/PSS)



DF-09  
(SSS/PSS)



DF-10  
(SSS/PSS)



DF-11  
(SSS/PSS)

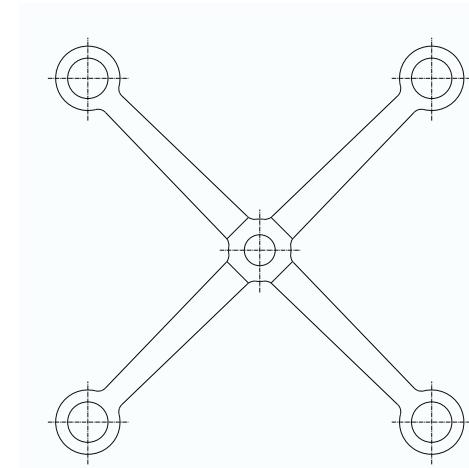


DF-12  
(SSS/PSS)



DF-13  
(SSS/PSS)

### ● Glass Facadism Fittings S.S.316 (220mm)



● Spider Fittings  
S.S.316 (220mm)



DF-SF-220  
(SSS/PSS)



DF-SF-221  
(SSS/PSS)



DF-SF-222  
(SSS/PSS)



DF-SF-223  
(SSS/PSS)



DF-SF-224  
(SSS/PSS)



DF-SF-225  
(SSS/PSS)

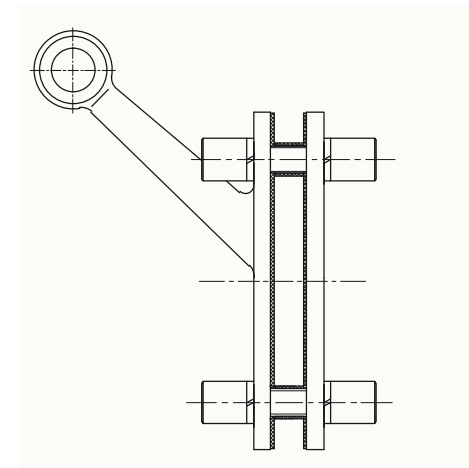


DF-SF-226  
(SSS/PSS)



DF-SFP  
(SSS/PSS)

### ● Glass Facadism Fittings S.S.316 (250mm)



● Spider Fittings  
S.S.316 (250mm)



DF-PS-250 A  
(SSS/PSS)



DF-PS-250 B  
(SSS/PSS)



DF-PS-250 C  
(SSS/PSS)



DF-PS-250 D  
(SSS/PSS)



DF-FS-250 A  
(SSS/PSS)



DF-FS-250 B  
(SSS/PSS)



DF-FS-250 C  
(SSS/PSS)

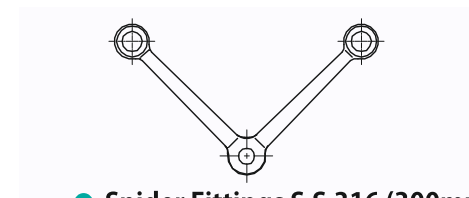


DF-FS-250 D  
(SSS/PSS)



DF-FS-250 E  
(SSS/PSS)

### ● Glass Facadism Fittings S.S.316 (300mm)



● Spider Fittings S.S.316 (300mm)



DF-PS-300 A  
(SSS/PSS)



DF-PS-300 B  
(SSS/PSS)



DF-PS-300 C  
(SSS/PSS)



DF-PS-300 D  
(SSS/PSS)

Order Subject To Availability

Order Subject To Availability





DF-FS-300 A (SSS/PSS)    DF-FS-300 B (SSS/PSS)    DF-FS-300 C (SSS/PSS)    DF-FS-300 D (SSS/PSS)    DF-FS-300 E (SSS/PSS)

• Glass Facadism Fittings



• Routels  
S.S.304 & S.S.316

DF-AR-01 (SSS/PSS)    DF-CR-02 (SSS/PSS)    DF-DR-03 (SSS/PSS)    DF-FR-04 (SSS/PSS)



DF-RS-05 (SSS/PSS) Stud With M.S. Base    DF-RS-06 S (SSS/PSS) Stud With S.S. 304 Base    DF-FB-06 (SSS/PSS)    DF-FBR-07 (SSS/PSS)



DF-FC-02 (SSS/PSS)    DF-FC-07 (SSS/PSS)    DF-FC-10 (SSS/PSS)    DF-CR-24 (SSS/PSS)

• Glass Facadism Fittings



• Tension Rod

DFC-TR-001

DFC-TR-002

• Glass Facadism Fittings



• Splice Plate  
S.S.304/316

DF-SP-200 (SSS/PSS)    DF-SP-250 (SSS/PSS)    DF-SP-300 (SSS/PSS)    DF-SP-350 (SSS/PSS)

DF-SP-400 (SSS/PSS)

• Glass Facadism Fittings



• Fin Plate  
S.S.304/316

DF-FP-200 (SSS/PSS)    DF-FP-250 (SSS/PSS)    DF-FP-300 (SSS/PSS)    DF-FP-350 (SSS/PSS)

DF-FP-400 (SSS/PSS)

• Glass Facadism Fittings



• Canopy Fittings  
S.S.304/316

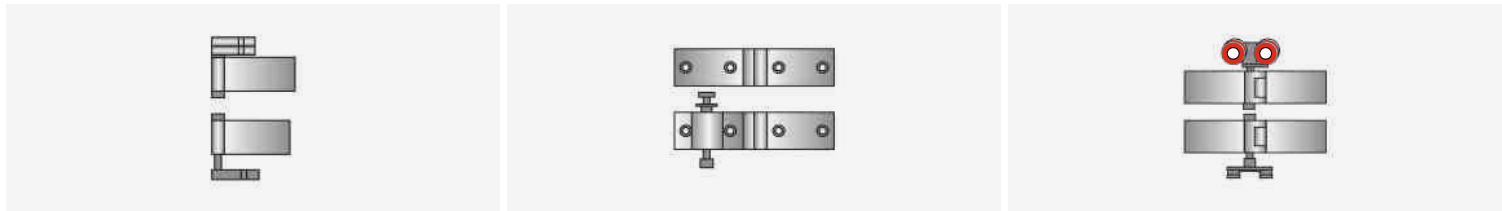
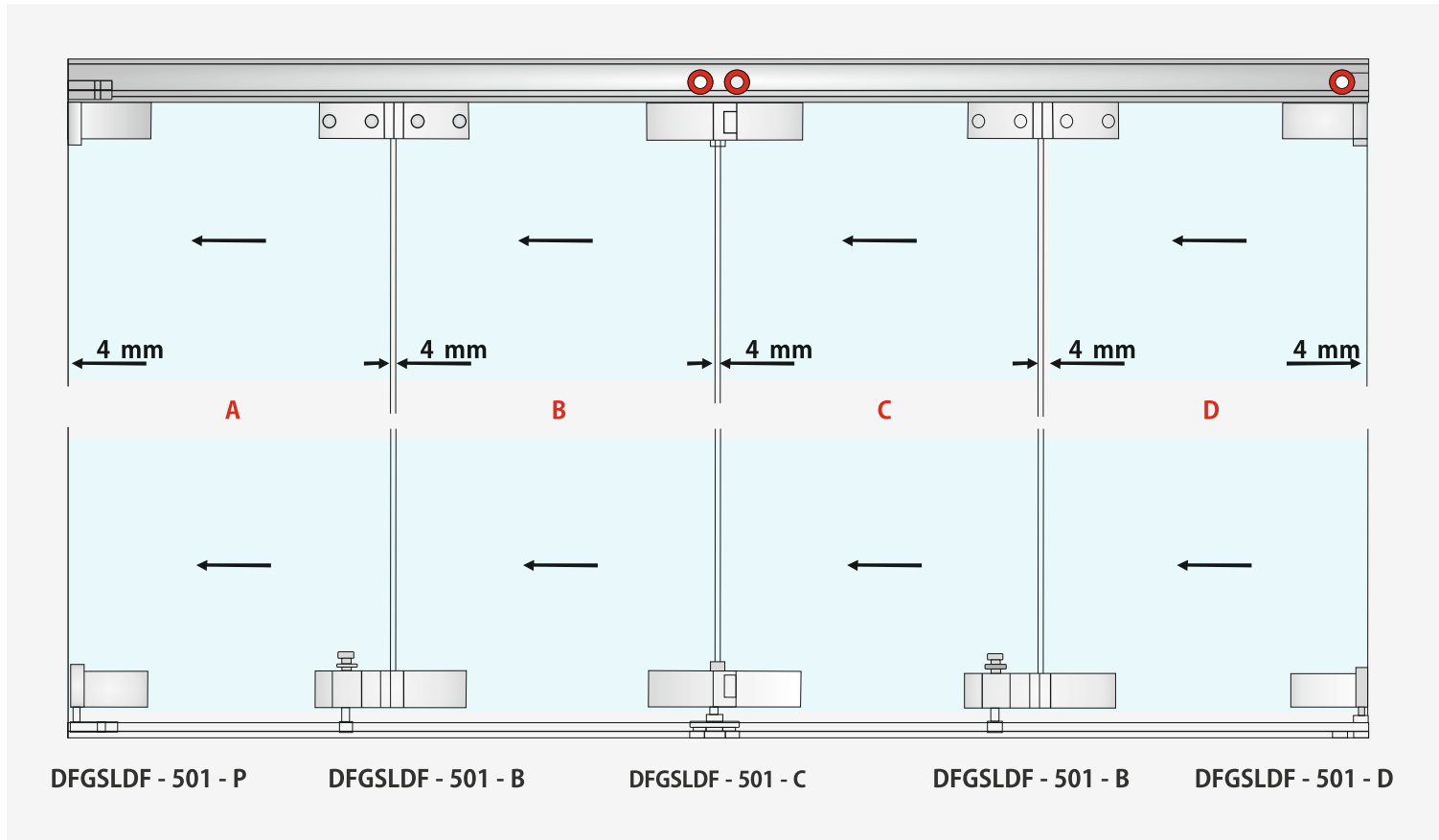
DF-CF-031 (SSS/PSS)    DF-CF-032 (SSS/PSS)    DF-CF-033 (SSS/PSS)    DF-CF-034 (SSS/PSS)

DF-CF-035 (SSS/PSS)    DF-CF-036 (SSS/PSS)    DF-CF-037 (SSS/PSS) Rod 10mm    DF-CF-038 (SSS/PSS) Rod 16mm





● Glass Sliding & Folding System - 501 P / S.S. 304



DFGSLDF-501-P  
(SSS/PSS)

DFGSLDF-501-B  
(SSS/PSS)

DFGSLDF-501-C  
(SSS/PSS)



DFGSLDF-501-D  
(SSS/PSS)

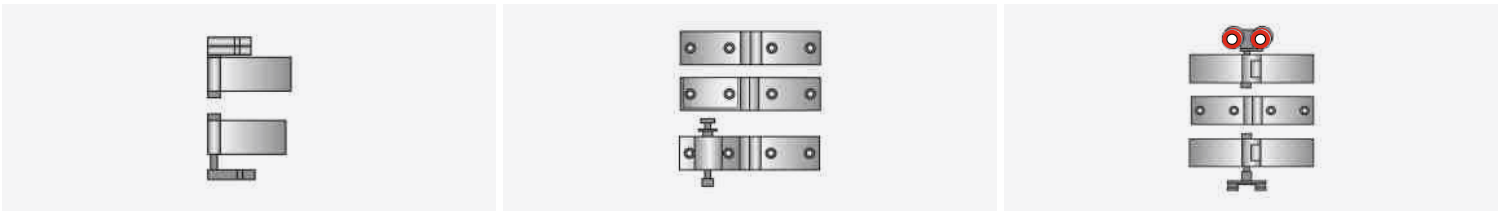
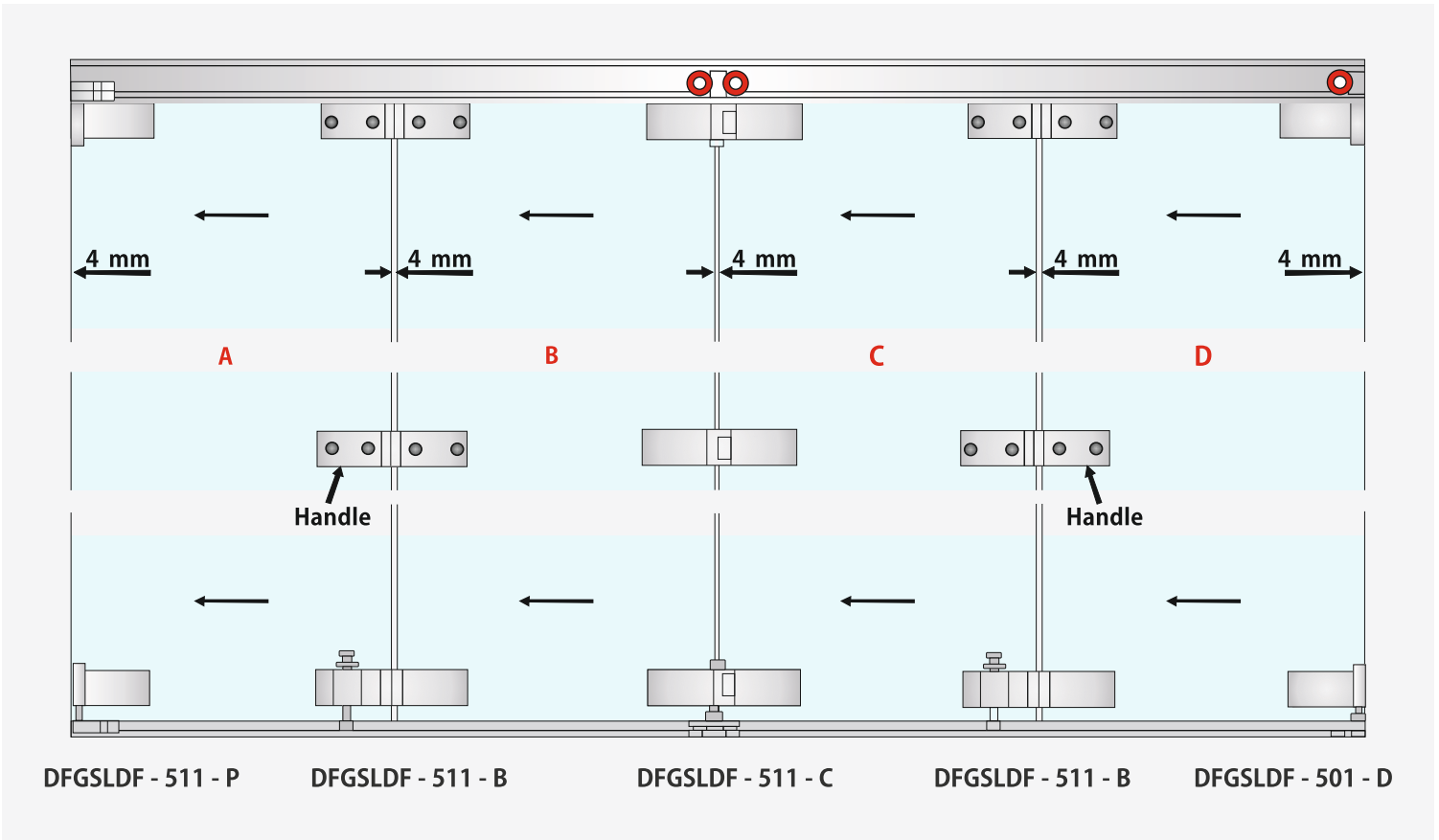
DF-WSGF-011  
(Alu.)

DF-SC-043  
(Alu.)

PRODUCT					
CODE	DFGSLDF-501-P	DFGSLDF-501-B	DFGSLDF-501-C	DFGSLDF-501-D	DFGSLDF-501-S
For 2 Glass Panel	01 Set	01 Set	--	01 Set	As Per Optional
For 3 Glass Panel	01 Set	01 Set	01 Set	--	As Per Optional
For 4 Glass Panel	01 Set	02 Set	01 Set	01 Set	As Per Optional
For 5 Glass Panel	01 Set	02 Set	02 Set	--	As Per Optional
For 6 Glass Panel	01 Set	03 Set	02 Set	01 Set	As Per Optional

Order Subject To Availability

● Glass Sliding & Folding System - 511 P / S.S. 304



DFGSLDF-511-P  
(SSS/PSS)

DFGSLDF-511-B  
(SSS/PSS)

DFGSLDF-511-C  
(SSS/PSS)



DFGSLDF-511-D  
(SSS/PSS)

DF-WSGF-011  
(Alu.)

DF-SC-043  
(Alu.)

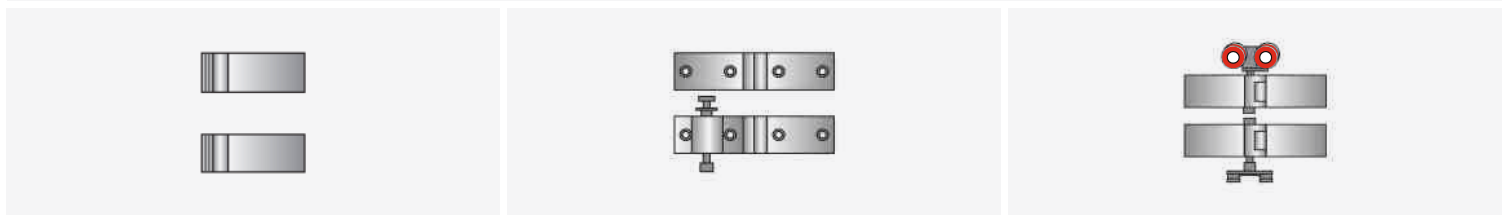
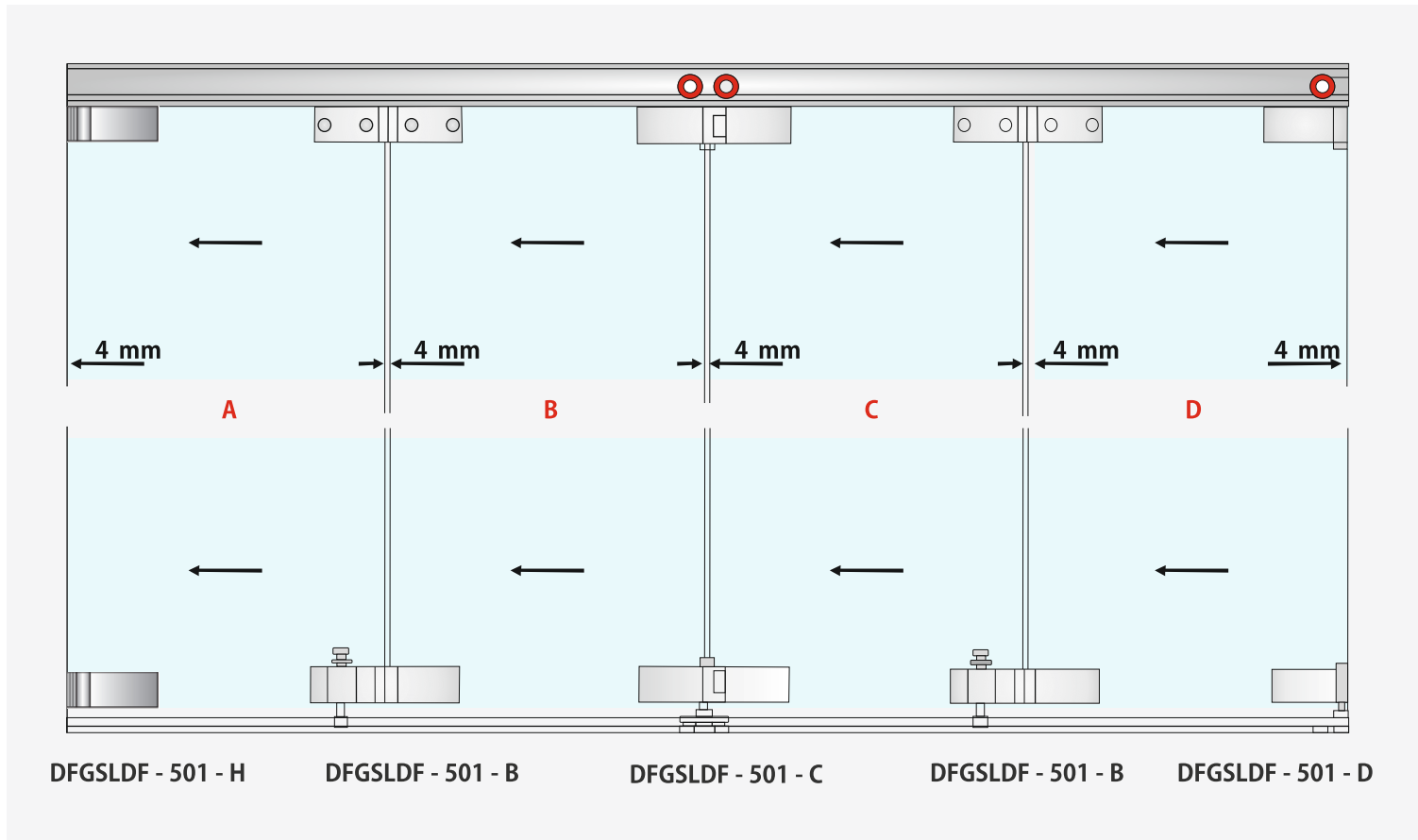
PRODUCT					
CODE	DFGSLDF-511-P	DFGSLDF-511-B	DFGSLDF-511-C	DFGSLDF-511-D	DFGSLDF-511-S
For 2 Glass Panel	01 Set	01 Set	--	01 Set	As Per Optional
For 3 Glass Panel	01 Set	01 Set	01 Set	--	As Per Optional
For 4 Glass Panel	01 Set	02 Set	01 Set	01 Set	As Per Optional
For 5 Glass Panel	01 Set	02 Set	02 Set	--	As Per Optional
For 6 Glass Panel	01 Set	03 Set	02 Set	01 Set	As Per Optional

Order Subject To Availability





● Glass Sliding & Folding System - 501 H / S.S. 304



DFGSLDF-501-H  
(SSS/PSS)

DFGSLDF-501-B  
(SSS/PSS)

DFGSLDF-501-C  
(SSS/PSS)



DFGSLDF-501-D  
(SSS/PSS)

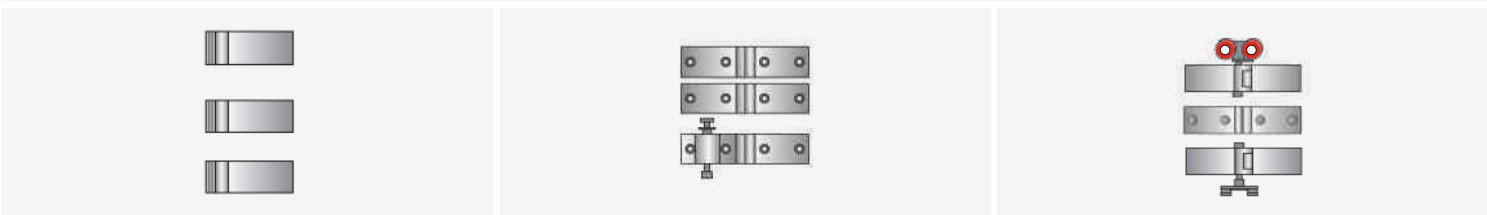
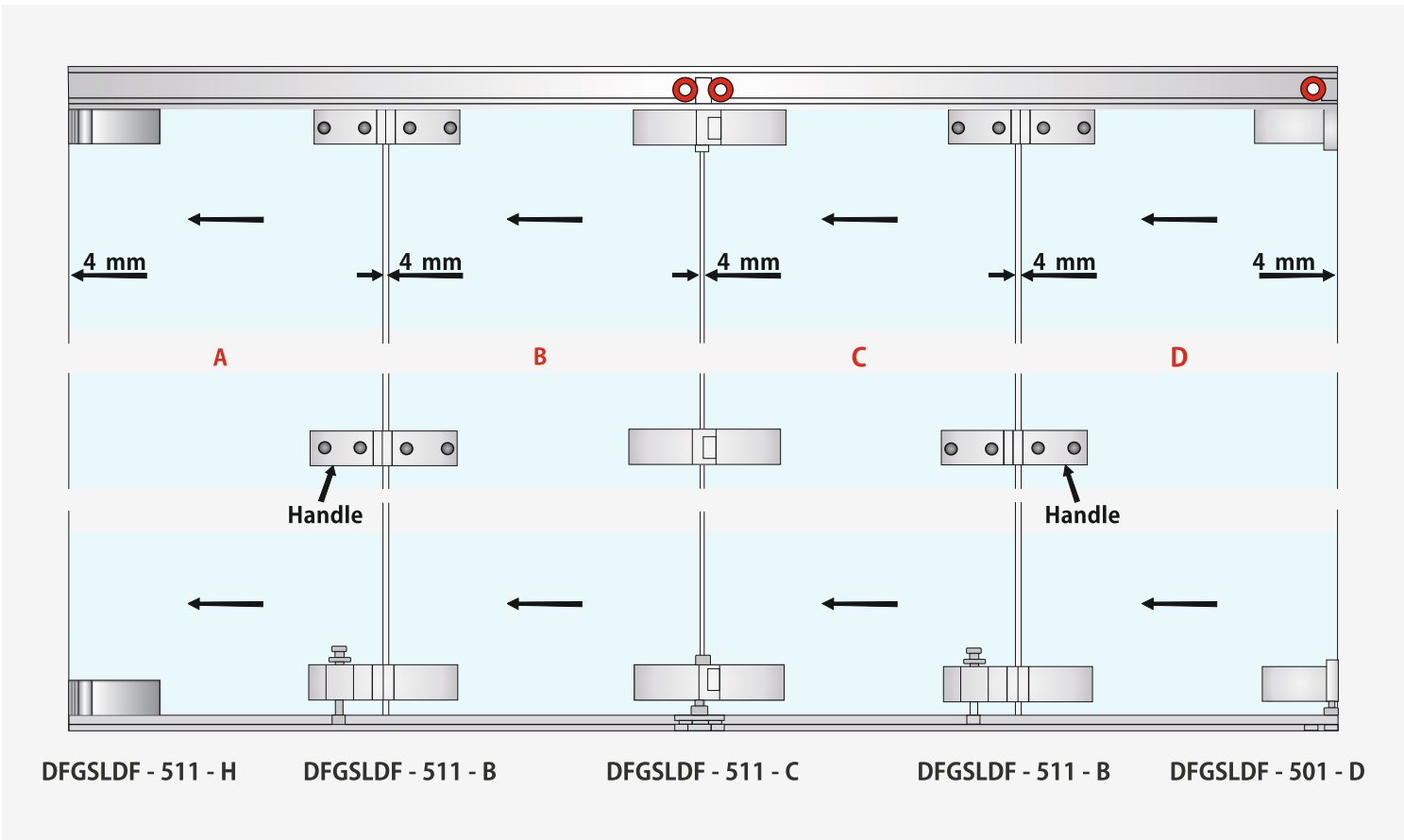
DF-WSGF-011  
(Alu.)

DF-SC-043  
(Alu.)

PRODUCT					
CODE	DFGSLDF - 501 H	DFGSLDF - 501 B	DFGSLDF - 501 C	DFGSLDF - 501 D	DFGSLDF-501-S
For 2 Glass Panel	01 Set	01 Set	--	01 Set	As Per Optional
For 3 Glass Panel	01 Set	01 Set	01 Set	--	As Per Optional
For 4 Glass Panel	01 Set	02 Set	01 Set	01 Set	As Per Optional
For 5 Glass Panel	01 Set	02 Set	02 Set	--	As Per Optional
For 6 Glass Panel	01 Set	03 Set	02 Set	01 Set	As Per Optional

Order Subject To Availability

● Glass Sliding & Folding System - 511 H / S.S. 304



DFGSLDF-511-H  
(SSS/PSS)

DFGSLDF-511-B  
(SSS/PSS)

DFGSLDF-511-C  
(SSS/PSS)



DFGSLDF-501-D  
(SSS/PSS)

DF-WSGF-011  
(Alu.)

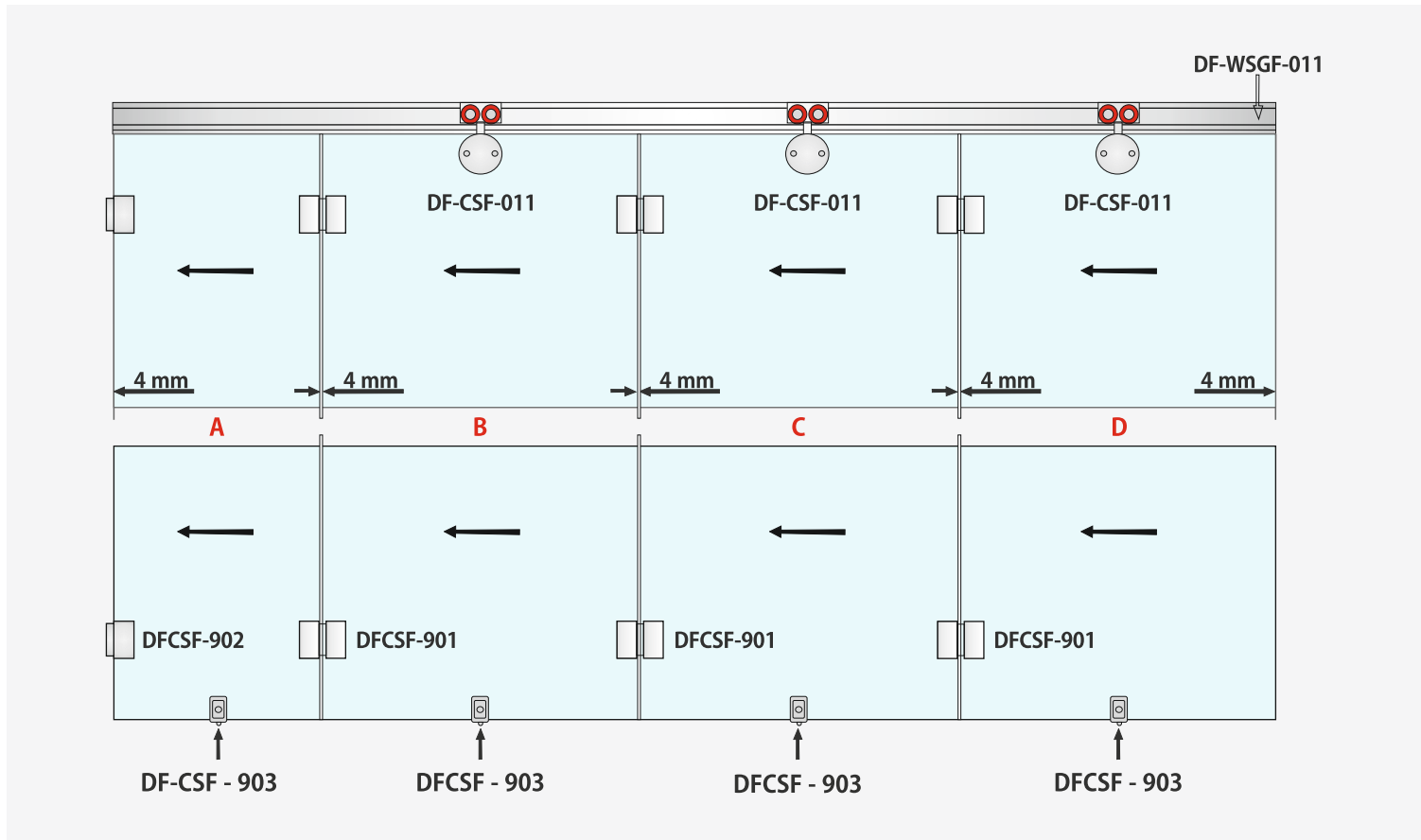
DF-SC-043  
(Alu.)

PRODUCT					
CODE	DFGSLDF-511-H	DFGSLDF-511-B	DFGSLDF-511-C	DFGSLDF-501-D	DFGSLDF-501-S
For 2 Glass Panel	01 Set	01 Set	--	01 Set	As Per Optional
For 3 Glass Panel	01 Set	01 Set	01 Set	--	As Per Optional
For 4 Glass Panel	01 Set	02 Set	01 Set	01 Set	As Per Optional
For 5 Glass Panel	01 Set	02 Set	02 Set	--	As Per Optional
For 6 Glass Panel	01 Set	03 Set	02 Set	01 Set	As Per Optional

Order Subject To Availability



● Glass Center Sliding & Folding System - 901 P / S.S. 304



DF-CSF-011  
(SSS/PSS)

DF-CSF-901  
(SSS/PSS)

DF-CSF-902  
(SSS/PSS)



DF-CSF-903  
(SSS/PSS)

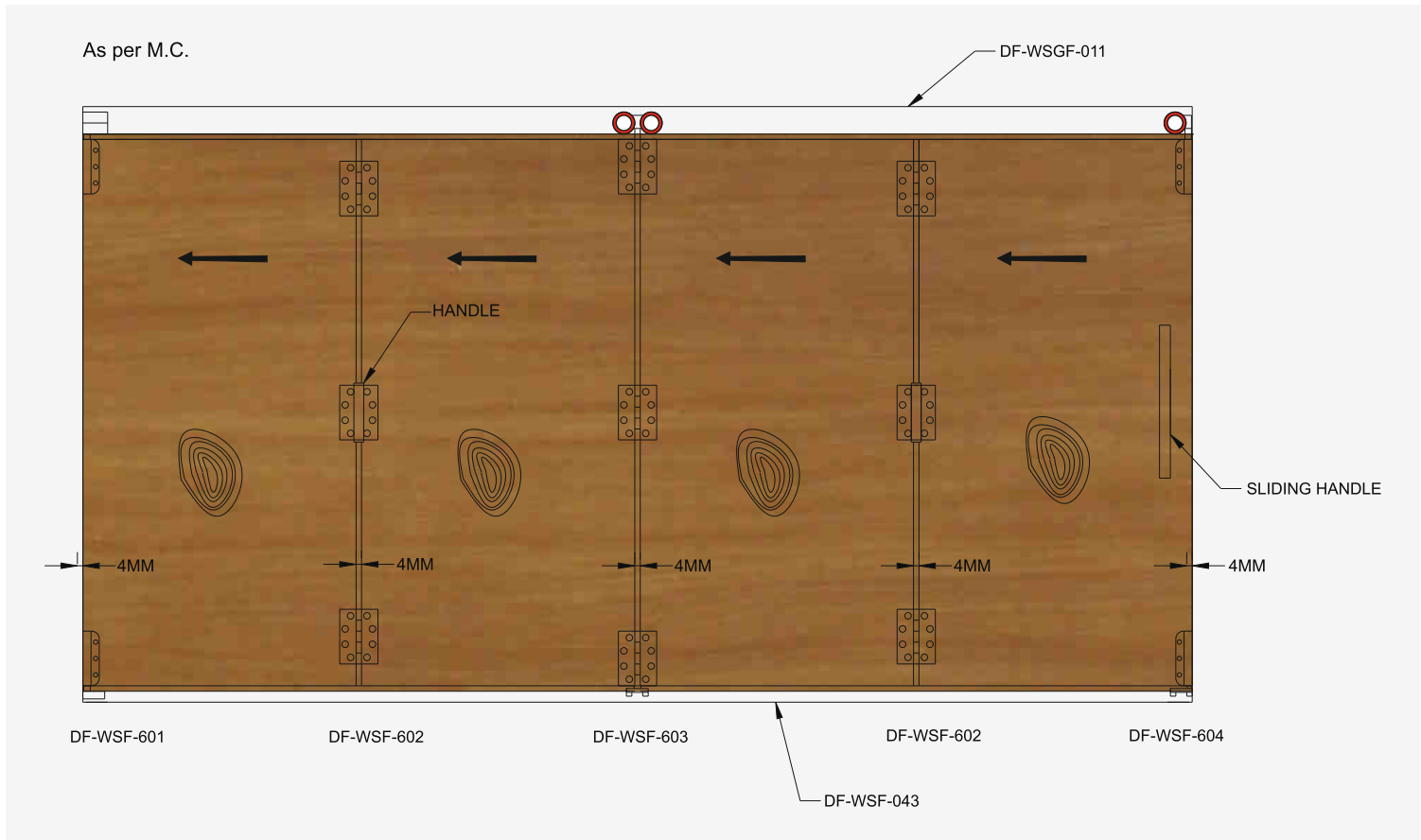
DF-WSGF-011  
(Alu.)

DF-CSF-904  
(SSS/PSS)

PRODUCT					
CODE	DF-CSF-011	DF-CSF-901	DF-CSF-902	DF-CSF-903	DF-CSF-904
For 2 Glass Panel	01 Set	01 Set	01 Set	As Per Required	As Per Required
For 3 Glass Panel	02 Set	02 Set	01 Set	As Per Required	As Per Required
For 4 Glass Panel	03 Set	03 Set	01 Set	As Per Required	As Per Required
For 5 Glass Panel	04 Set	04 Set	02 Set	As Per Required	As Per Required
For 6 Glass Panel	05 Set	05 Set	02 Set	As Per Required	As Per Required

Order Subject To Availability

● Wooden Sliding and Folding System- 601



DF-WSF-601  
(SSS/PSS)

DF-WSF-602  
(SSS/PSS)

DF-WSF-603  
(SSS/PSS)

DF-WSF-604  
(SSS/PSS)



DF-WSF-605  
(SSS/PSS)

DF-WSGF-011  
(Alu.)

DF-SC-043  
(Alu.)

PRODUCT				
CODE	DF-WSF-601	DF-WSF-602	DF-WSF-603	DF-WSF-604
For 2 Glass Panel	01 Set	01 Set	--	01 Set
For 3 Glass Panel	01 Set	01 Set	01 Set	--
For 4 Glass Panel	01 Set	02 Set	01 Set	01 Set
For 5 Glass Panel	01 Set	02 Set	02 Set	--
For 6 Glass Panel	01 Set	03 Set	02 Set	01 Set

Order Subject To Availability



• Glass Sliding Solution / S.S. 304



DF-PS-L1  
Lower door strip (single latch)



DF-PS-U2  
Upper door strip/shaft sleeve



DF-PS-U3  
Upper door strip/roller



DF-PS-L4  
Lower door strip (double pins)



DF-PS-L5  
Lower door strip (side bolt+jack)



DF-PS-L6  
Lower door strip (surface bolt + jack)



DF-PS-L7  
Lower door strip (side bolt+latch)



DF-PS-L8  
Lower door strip (surface bolt+side bolt)



DF-PS-T11  
Track



DF-PS-T12  
Track - (T Shape)



DF-PS-T13  
Track - (Elbow)

• Glass Sliding Solution / S.S. 304



DF-SGSF-051Set  
(SSS/PSS)



DF-SGSF-051  
(SSS/PSS)



DF-SGSF-052  
(SSS/PSS)



DF-SGSF-053  
(SSS/PSS)



DF-SGSF-054  
(SSS/PSS)



DF-SGSF-055  
(SSS/PSS)



DF-SL-11  
(SSS/PSS)



DF-SGH-03  
(SSS/PSS)

• Glass Sliding Solution / S.S. 304



DF-SGSF-085 Set  
(SSS/PSS)



DF-SGSF-085  
(SSS/PSS)



DF-SGSF-086  
(SSS/PSS)



DF-SGSF-087  
(SSS/PSS)



DF-SGSF-055  
(SSS/PSS)



DF-SL-11  
(SSS/PSS)



DF-SGH-03  
(SSS/PSS)

• Glass Sliding Solution / S.S. 304



DF-SGF-022  
(SSS/PSS)



DF-SGF-023  
(SSS/PSS)



DF-SGF-024  
(SSS/PSS)



DF-SGF-025  
(SSS/PSS)



DF-SGF-026 R  
(SSS/PSS)



DF-SGF-026 L  
(SSS/PSS)



DF-SGF-027  
(SSS/PSS)



DF-SGF-028  
(SSS/PSS)



DF-SGF-029  
(SSS/PSS)



DF-SGF-030  
(SSS/PSS)



DF-SL-11  
(SSS/PSS)



DF-SGH-03  
(SSS/PSS)

• Glass Sliding Solution / S.S. 304



DF-GSF-011  
(SSS/PSS)



DF-GSF-011 A  
(SSS/PSS)



DF-GSF-011 B  
(SSS/PSS)



DF-GSF-011 C  
(SSS/PSS)



2018-2019

www.definehardware.in

26-27



DF-SGF-012 (Alu.) DF-SGF-013 (Alu.) DF-SGF-014 (Alu.) DF-GSF-034 A (SSS/PSS) DF-GSF-034 B (SSS/PSS) DF-GSF-034 C (SSS/PSS)




DF-GSF-034 D (SSS/PSS) DF-SLD-055 (Alu.) DF-SGF-015 (SSS/PSS) DF-SGF-016 (White) DF-SGF-017 (White)

● Glass Sliding Door Handles



DF-SGH-01 (SSS/PSS) DF-SGH-02 (SSS/PSS) DF-SGH-03 (SSS/PSS) DF-SGH-04 (SSS/PSS) DF-SGH-05 (SSS/PSS) DF-SGH-06 (SSS/PSS)

● Sliding Glass Door Locks



DF-SGHL-521 (SSS) DF-SGHL-522 (SSS) DF-SGHL-523 (SSS) DF-SGHL-524 (SSS) DF-SGHL-525 (SSS) DF-SGHL-525 S (SSS)


● Glass Door Locks (Without Cutout)



● Glass Door Lock

DF-GL-01 (SSS) DF-GL-01A (SSS) DF-GL-02 (SSS) DF-GL-03 (SSS)

● Automatic Sensor Door's System



FEATURES

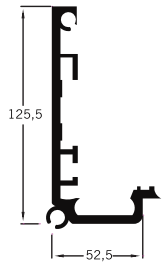
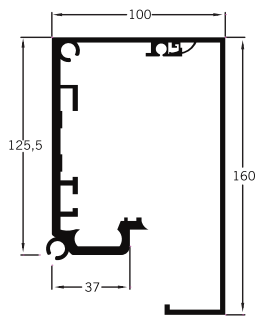
- High Efficiency Permanent Magnet Brushless Servo Motor
  - Ensure high Torque, Enabling High Speed And Capable Of Driving Higher Door Weights.
  - Lower Energy Consumption And Zero Maintenance.
  - Highest Precision Level Achieved.
- Direct Driving reduction Gear
  - Ensure Low Noise.
  - Upgrade Driving Efficiency After Deducting Pulley belt
- Alloy, Heat Treated Steel Gear
  - Hrc Hardness Up To 420
  - Long life Cycle (2 Million) With Standing high Torsion moment In Startup And Reduction Of Running Noise.



Concealed Aluminum

Concealed Stainless

Surface-mounted



Model	HEAD-150 DC	
Engine Case Structure	Aluminum case	
Opening Speed	45 cm / sec / leaf	
Closing Speed	12 - 45 cm / sec / leaf (adjustable)	
Slow Speed	3 - 6 cm / sec / leaf (adjustable)	
Driving Belt	Timing - belt : S8m - 10mm width	
Driving Block	Permanent magnet brushless servo motor and direct drive single gear box	
Motor Power	Power Rating	45 W
	Starting Power	180 W
Weight Of Door	120 kg (*150 kg)	90 kg x 2 (*120 kg x 2)
Lenght Of Frame	4.2 m	
Hanger Roller	ø38 Engineering plastic x 2 wheels (Balance mechanism, Self-cleaning mechanism)	
Hold Opening Force	0.5 ~ 20 Sec (adjustable)	
Manual Opening Force	Press by low push force	
Temperature Range	-30C ~ -60C	
Auto Reverse	Only in the normal speed area, Not in the slow down area.	
Multi Function	Breakout (Swing open), Side screen safety, Battery low and fire system connectable (Optional)	
Additional Function	Door lock and UPS (Optional)	

Order Subject To Availability

Order Subject To Availability





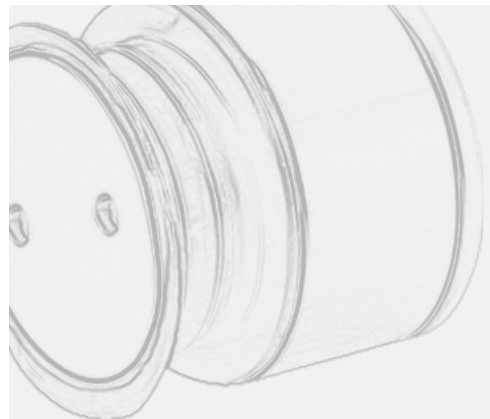
2018-2019

www.definehardware.in

28-29



### • Glass Point Fittings



• Point Fixing Connector  
S.S.304



DF-SGSF-074  
(SSS/PSS)



DF-SGSF-075  
(SSS/PSS)



DF-SGSF-076  
(SSS/PSS)



DF-SGSF-077  
(SSS/PSS)



DF-SGSF-078  
(SSS/PSS)



DF-SGSF-079  
(SSS/PSS)



DF-SGSF-080  
(SSS/PSS)

### • Glass Point Fittings



• Point Fitting System  
S.S.304



DF-PF-01  
(SSS/PSS)  
Size : 60,82,103mm



DF-PF-02  
(SSS/PSS)  
Size : 60,82,103mm



DF-PF-03  
(SSS/PSS)  
Size : 75,103mm



DF-PF-04  
(SSS/PSS)  
Size : 60,82,103mm



DF-PF-05  
(SSS/PSS)  
Size : 60,82mm



DF-PF-06  
(SSS/PSS)  
Size : 82mm



DF-PF-07  
(SSS/PSS)  
Non Registrable



DF-PF-08  
(SSS/PSS)  
Non Registrable



DF-FMD-33  
(SSS/PSS)



DF-FMD-34  
(SSS/PSS)




DF-OF-T

Order Subject To Availability

### • Wooden Door Fittings



• Mortise Handle  
S.S.304(Premium Series)



DF-RH-01  
(SSS/PSS) Round Pipe




DF-RH-02  
(SSS/PSS) Round Pipe



DF-RH-03  
(SSS/PSS) Round Pipe



DF-RH-04  
(SSS/PSS) Round Pipe



DF-RH-05  
(SSS/PSS) Round Pipe



DF-RH-06  
(SSS/PSS) Solid



DF-RH-07  
(SSS/PSS) Solid



DF-RH-08  
(SSS/PSS) Solid



DF-RH-09  
(SSS/PSS) Solid



DF-RH-10  
(SSS/PSS) Solid



DF-RH-11  
(SSS/PSS) Solid



DF-RH-12  
(SSS/PSS) Solid



DF-RH-13  
(SSS/PSS) Solid



DF-RH-14  
(SSS/PSS) Solid



DF-RH-15  
(SSS/PSS) Solid



DF-RH-16  
(SSS/PSS) Round Pipe



DF-RH-17  
(SSS/PSS) Solid



DF-RH-18  
(SSS/PSS) Solid



DF-RH-19  
(SSS/PSS) Solid



DF-RH-20  
(SSS/PSS) Square pipe



DF-RH-21  
(SSS/PSS) Solid



DF-RH-22  
(SSS/PSS) Solid




DF-RH-23  
(SSS/PSS) Solid



DF-RH-24  
(SSS/PSS) Solid



DF-RH-25  
(SSS/PSS) Solid



DF-RH-26  
(SSS/PSS) Round Pipe



DF-RH-27  
(SSS/PSS) Round Pipe



DF-RH-29  
(SSS/PSS) Solid



DF-RH-30  
(SSS/PSS) Solid



DF-RH-31  
(SSS/PSS) Round Pipe



DF-RH-32  
(SSS/PSS) Round Pipe



DF-RH-33  
(SSS/PSS) Round Pipe



DF-RH-34  
(SSS/PSS) Round Pipe

Order Subject To Availability




2018-2019

www.definehardware.in

30-31



Wooden Door Fittings



Mortise Handle  
S.S.304 (19mm)



DF-ESRH-01  
(SSS/PSS) Round Pipe



DF-ESRH-02  
(SSS/PSS) Round Pipe



DF-ESRH-03  
(SSS/PSS) Round Pipe



DF-ESRH-04  
(SSS/PSS) Round Pipe



DF-ESRH-16  
(SSS/PSS) Round Pipe

Wooden Door Fittings



Key Hole  
S.S.304



DF-RHKH-01  
(SSS/PSS)

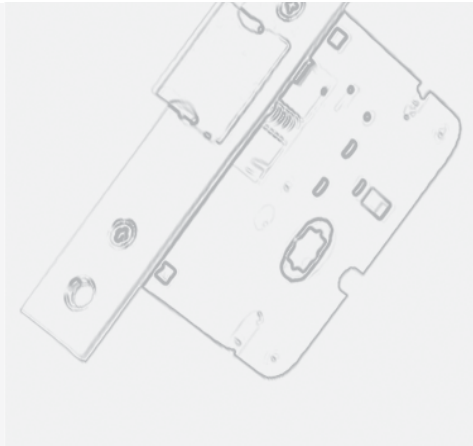


DF-RHKH-02  
(SSS/PSS)



DF-RHKH-03  
(SSS/PSS)

Wooden Door Fittings



Mortise Lock  
S.S.



DF-ML-100  
(SSS)



DF-ML-200  
(SSS)



DF-ML-300  
(SSS)



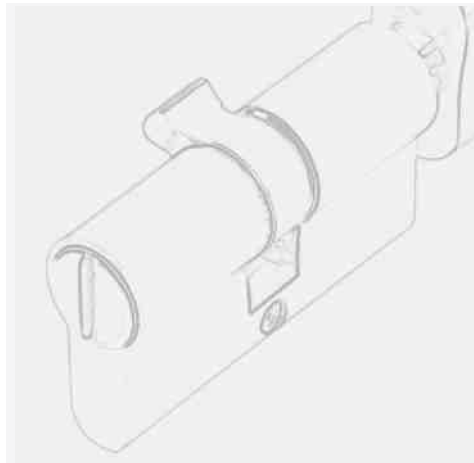
DF-ML-400  
(SSS)




DF-ML-500  
(SSS)

Order Subject To Availability


Wooden Door Fittings



Euro Profile Cylinders  
Brass



DF-OSK  
(Brushed Nickel Antique Brass)  
Size : 60/70/80/90/100mm



DF-BSK  
(Brushed Nickel Antique Brass)  
Size : 60/70/80/90/100mm



DF-CS  
(Brushed Nickel Antique Brass)  
Size : 60/70/80mm



DF-HCY-KNOB  
(Brushed Nickel Antique Brass)  
Size : 40mm



DF-HCY-KEY  
(Brushed Nickel Antique Brass)  
Size : 40mm


Wooden Door Fittings



Wooden Sliding  
System - S.S.



DF-SLD-053  
(SSS)



DF-SLD-054  
(SSS)

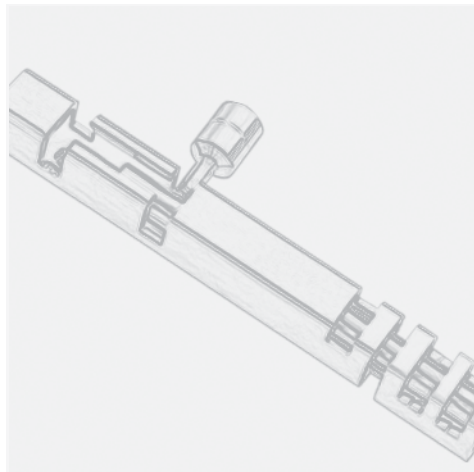


DF-SLD-055  
(Alu.)



DF-SLD-057  
(White)

Wooden Door Accessories



Tower Bolts  
S.S.



CODE	FINISH	SIZE
DF-TBE-04	SSS	4"
DF-TBE-06	SSS	6"
DF-TBE-08	SSS	8"
DF-TBE-10	SSS	10"
DF-TBE-12	SSS	12"
DF-TBE-18	SSS	18"




CODE	FINISH	SIZE
DF-TBSQ-04	SSS	4"
DF-TBSQ-06	SSS	6"
DF-TBSQ-08	SSS	8"
DF-TBSQ-10	SSS	10"
DF-TBSQ-12	SSS	12"

Wooden Door Accessories



Ball Bearing Hinges  
S.S. 304



CODE	FINISH	SIZE
DF-BBH-04	SSS	4"
DF-BBH-05	SSS	5"

Order Subject To Availability





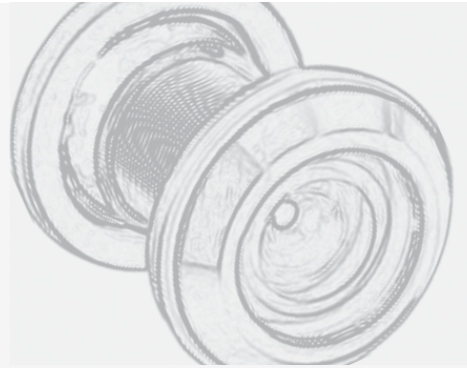
2018-2019

www.definehardware.in

32-33



### Wooden Door Accessories



### Wooden Door Accessories




DF-DE-01  
(SSS/PSS)




DF-DS-01  
(SSS/PSS)



DF-DS-02  
(SSS/PSS)



DF-DS-03  
(SSS/PSS)



DF-DC-01  
(SSS/PSS)

### Signage Plate



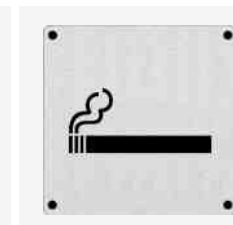
### Signage Plate S.S. 304 (120x120x1.5mm)



DF-SNP-01  
(SSS)




DF-SNP-02  
(SSS)



DF-SNP-03  
(SSS)




DF-SNP-04  
(SSS)



DF-SNP-05  
(SSS)



DF-SNP-06  
(SSS)



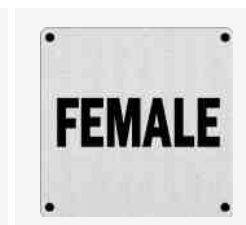
DF-SNP-07  
(SSS)



DF-SNP-08  
(SSS)



DF-SNP-09  
(SSS)



DF-SNP-10  
(SSS)



DF-SNP-11  
(SSS)



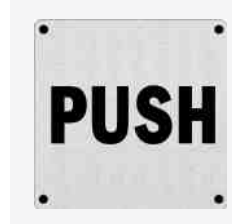
DF-SNP-12  
(SSS)



DF-SNP-13  
(SSS)



DF-SNP-14  
(SSS)



DF-SNP-15  
(SSS)



DF-SNP-16  
(SSS)

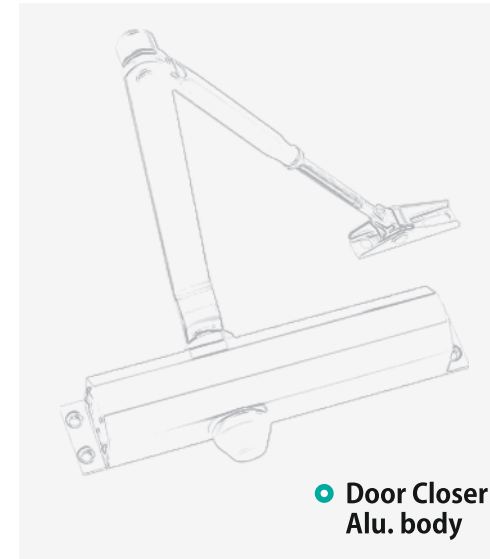


DF-SNP-17  
(SSS)



DF-SNP-18  
(SSS)

### Wooden Door Fittings



### Door Closer Alu. body



DC-100  
(Silver)  
Weight Capacity : 60 kg



DC-200  
(Silver)  
Weight Capacity : 75 kg




DC-300  
(Silver)  
Weight Capacity : 75 kg



DC-400  
(Silver)  
Weight Capacity : 60 kg

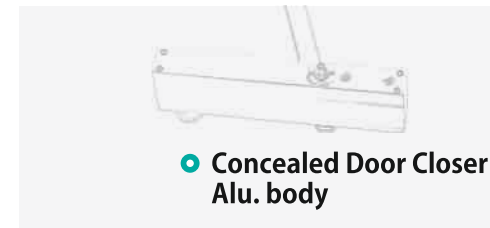


DC-800  
(Silver)  
Weight Capacity : 40 kg



DC-OHPA  
(Silver)  
Weight Capacity : 40 kg

### Wooden Door Fittings



### Concealed Door Closer Alu. body



DC-500  
(Silver)  
Weight Capacity : 60 kg



DC-600  
(Silver)  
Weight Capacity : 100 kg



DC-700  
(Silver)  
Weight Capacity : 75 kg

### Baluster Railing



### Baluster Railing S.S.304



DF-BL-003  
(SSS/PSS)



DF-BL-005  
(SSS/PSS)



DF-BL-006  
(SSS/PSS)



DF-BL-009  
(SSS/PSS)




DF-BL-011  
(SSS/PSS)



DF-BL-013  
(SSS/PSS)



DF-BL-014  
(SSS/PSS)



DF-BL-015  
(SSS/PSS)



DF-BL-016  
(SSS/PSS)



DF-BL-017  
(SSS/PSS)

Other Customize Railing Models Are Acceptable

Order Subject To Availability

Order Subject To Availability



2018-2019

www.definehardware.in


34-35



## ● Railing Accessories




● Baluster Accessories  
S.S.304




DF-BL-ACC-01 A  
(SSS/PSS)



DF-BL-ACC-01 B  
(SSS/PSS)



DF-BL-ACC-01 C  
(SSS/PSS)



DF-BL-ACC-02 A  
(SSS/PSS)



DF-BL-ACC-02 B  
(SSS/PSS)



DF-BL-ACC-02 C  
(SSS/PSS)



DF-BL-ACC-03 A  
(SSS/PSS)




DF-BL-ACC-03 B  
(SSS/PSS)



DF-BL-ACC-04  
(SSS/PSS)




DF-BL-ACC-05  
(SSS/PSS)



DF-BL-ACC-06  
(SSS/PSS)



DF-BL-ACC-07  
(SSS/PSS)



DF-BL-ACC-09  
(SSS/PSS)



DF-BL-ACC-10  
(SSS/PSS)



DF-BL-ACC-10 A  
(SSS/PSS)



DF-BL-ACC-11  
(SSS/PSS)



DF-BL-ACC-12  
(SSS/PSS)



DF-BL-ACC-13  
(SSS/PSS)



DF-BL-ACC-14 A  
(SSS/PSS)



DF-BL-ACC-14 B  
(SSS/PSS)



DF-BL-ACC-14 C  
(SSS/PSS)



DF-BL-ACC-15 A  
(SSS/PSS)



DF-BL-ACC-15 B  
(SSS/PSS)



DF-BL-ACC-15 C  
(SSS/PSS)



DF-BL-ACC-16 A  
(SSS/PSS)



DF-BL-ACC-16 B  
(SSS/PSS)

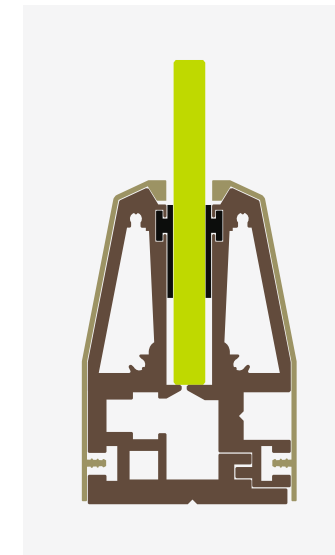


DF-BL-ACC-16 C  
(SSS/PSS)

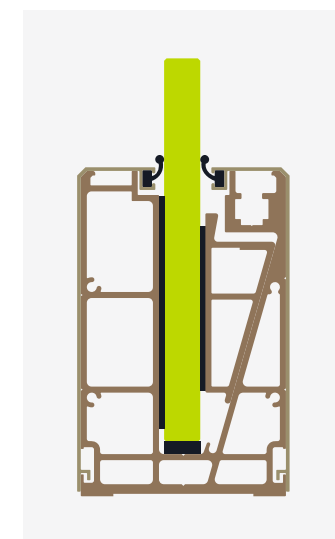


DF-BL-ACC-17  
(SSS/PSS)

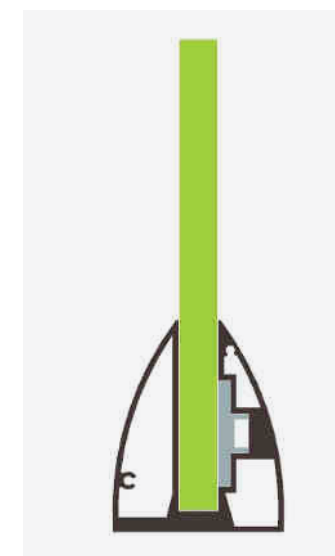

## ● Aluminum Glass Railing Profile





DF-ALRL-01



DF-ALRL-02



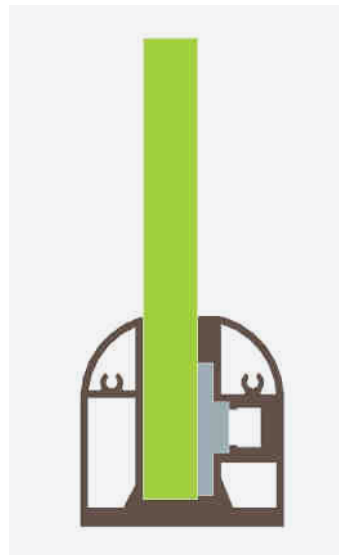
DF-ALRL-03  
(Silver Anodized &  
Chomplan Finish SG/CG)




Order Subject To Availability

Order Subject To Availability





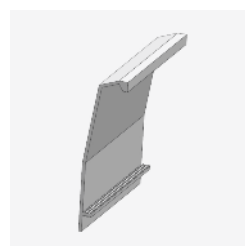
**DF-ALRL-04**  
(Silver Anodized &  
Chomplan Finish SG/CG)



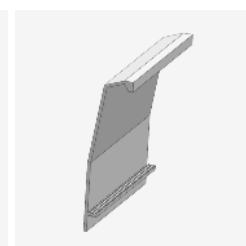
**DF-ALRL-05**  
(Silver Anodized &  
Chomplan Finish SG/CG)



#### • Cover Profile

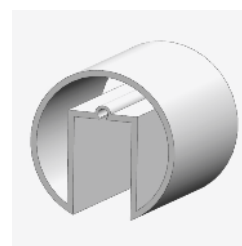


**DF-ALCPR-01**  
(SG/CG)

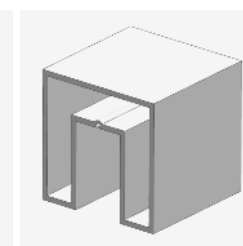


**DF-ALCPR-02**  
(SG/CG)

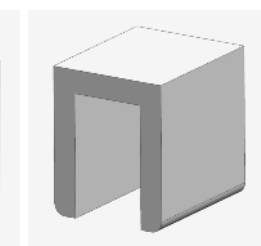
#### • Hand Rail



**DF-ALHR-01**  
(SG/CG)




**DF-ALHR-02**  
(SG/CG)




**DF-ALHR-05**  
(Chrome)

#### • End Cap For hand Rail



**DF-ALECH-01**  
(Chrome)

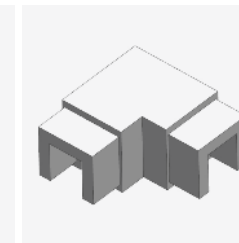


**DF-ALECH-02**  
(Chrome)

#### • Corner Elbow For hand Rail

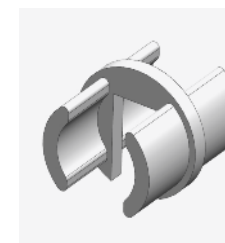


**DF-ALCEH-01**  
(SG/CG)

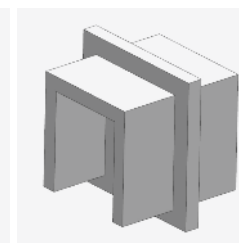


**DF-ALCEH-02**  
(SG/CG)

#### • Rib Sleeve For Hand Rail

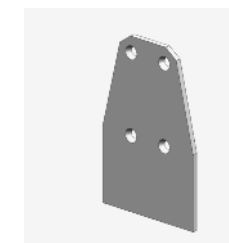


**DF-ALRSH-01**  
(SG/CG)

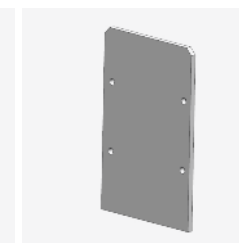


**DF-ALRSH-02**  
(SG/CG)

#### • End Cap For Base Rail




**DF-ALECBR-01**  
(Chrome)

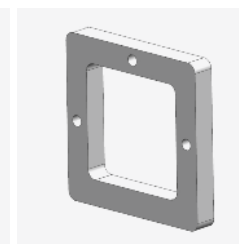


**DF-ALECBR-02**  
(Chrome)

#### • Wall Concealed For Hand Rail





**DF-ALWCH-01**  
(Chrome)



**DF-ALWCH-02**  
(Chrome)

#### • Glass Glazing Profile S.S.



**DF-LGP-092**  
(Alu.)

